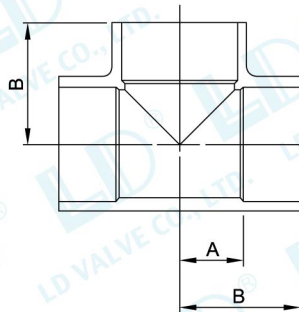


LD-521 Tee

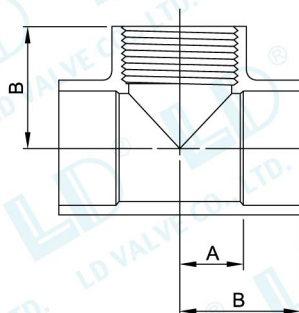
Te
Socket
Encolar



ASTM Inch	DIN d(mm)	mm		Weight (kg/pc)				Pcs/Ctn
		A	B	Part Number	PVC	Part Number	CPVC	
1/2"	20	13.0	36.4	521-012	0.05	521-012C	0.06	40
3/4"	25	17.8	42.8	521-034	0.08	521-034C	0.08	24
1"	32	22.4	50.9	521-100	0.11	521-100C	0.12	24
1-1/4"	40	26.2	57.9	521-114	0.19	521-114C	0.20	15
1-1/2"	50	30.8	65.1	521-112	0.21	521-112C	0.22	16
2"	63	37.5	74.7	521-200	0.31	521-200C	0.33	10
2-1/2"	75	43.7	89.0	521-212	0.63	521-212C	0.66	10
3"	90	48.9	98.2	521-300	0.10	521-300C	0.11	5
4"	110	63.0	119.7	521-400	1.58	521-400C	1.66	8
6"	160	87.8	172.3	521-600	4.60	521-600C	4.83	2
8"	200/225	122	225	521-800	8.96	521-800C	9.78	1
10"	250/280	150	290	521-1000	15.2	521-1000C	16.61	1
12"	315	186.8	330	521-1200	23.0	521-1200C	24.10	1
14"	355	197.8	426.6	521-1400	23.9	521-1400C	38.00	1
16"	400	236.2	492.0	521-1600	54.6	521-1600C	57.33	1

LD-522 Tee

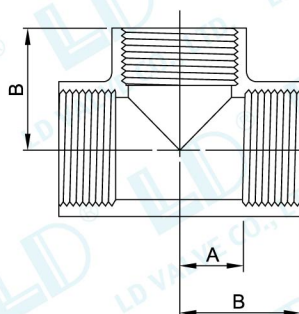
Te
Socket X Female Thread X Socket
Encolar X Rosca Hembra X Encolar



ASTM Inch	DIN d(mm)	mm		Weight (kg/pc)				Pcs/Ctn
		A	B	Part Number	PVC	Part Number	CPVC	
1/2"	20	13.0	36.4	522-012	0.06	522-012C	0.06	40
3/4"	25	17.8	42.8	522-034	0.08	522-034C	0.08	24
1"	32	22.4	50.9	522-100	0.12	522-100C	0.13	24
1-1/4"	40	26.2	57.9	522-114	0.20	522-114C	0.21	15
1-1/2"	50	30.8	65.1	522-112	0.22	522-112C	0.23	16
2"	63	37.5	74.7	522-200	0.33	522-200C	0.34	10
2-1/2"	75	43.7	89.0	522-212	0.66	522-212C	0.69	10
3"	90	48.9	98.2	522-300	0.11	522-300C	0.11	5
4"	110	63.0	119.7	522-400	1.66	522-400C	1.74	8

LD-523 Tee

Te
Female Thread
Rosca Hembra

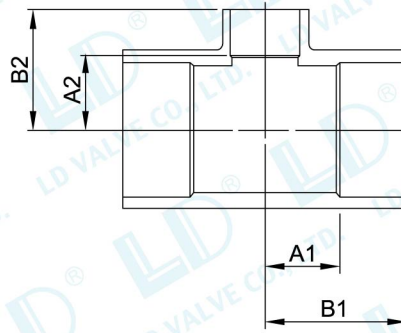


ASTM Inch	DIN d(mm)	mm		Weight (kg/pc)				Pcs/Ctn
		A	B	Part Number	PVC	Part Number	CPVC	
1/2"	20	13.0	36.4	523-012	0.06	523-012C	0.06	40
3/4"	25	17.8	42.8	523-034	0.08	523-034C	0.09	24
1"	32	22.4	50.9	523-100	0.13	523-100C	0.13	24
1-1/4"	40	26.2	57.9	523-114	0.21	523-114C	0.22	15
1-1/2"	50	30.8	65.1	523-112	0.23	523-112C	0.24	16
2"	63	37.5	74.7	523-200	0.34	523-200C	0.36	10
2-1/2"	75	43.7	89.0	523-212	0.69	523-212C	0.73	10
3"	90	48.9	98.2	523-300	0.11	523-300C	0.12	5
4"	110	63.0	119.7	523-400	1.74	523-400C	1.83	8

LD-526 Reducing Tee

Te Reducido

Socket Encolar



Unit / mm-kg

ASTM Inch	DIN d x d1(mm)	mm				Weight (kg/pc)			Pcs/Ctn	
		A1	A2	B1	B2	Part Number	PVC	Part Number		CPVC
3/4" x 1/2"	25 x 20	17.1	17.5	42.5	40.0	526-034C	0.06	526-034CC	0.07	30
1" x 1/2"	32 x 20	21.4	21.5	50.0	44.0	526-100C	0.10	526-100CC	0.11	30
1" x 3/4"	32 x 25	21.4	21.5	50.0	46.0	526-100D	0.10	526-100CD	0.11	30
1-1/4" x 1/2"	40 x 20	26.2	26.5	58.0	48.0	526-114C	0.15	526-114CC	0.17	20
1-1/4" x 3/4"	40 x 25	26.2	26.5	58.0	52.0	526-114D	0.15	526-114CD	0.17	20
1-1/4" x 1"	40 x 32	26.2	26.5	58.0	56.0	526-114E	0.16	526-114CE	0.18	15
1-1/2" x 1/2"	50 x 20	30.1	30.0	65.0	52.0	526-112C	0.20	526-112CC	0.22	10
1-1/2" x 3/4"	50 x 25	30.1	30.0	65.0	55.0	526-112D	0.20	526-112CD	0.23	10
1-1/2" x 1"	50 x 32	30.1	30.0	65.0	58.0	526-112E	0.21	526-112CE	0.23	10
1-1/2" x 1-1/4"	50 x 40	30.1	30.0	65.0	62.0	526-112F	0.22	526-112CF	0.24	10
2" x 1/2"	63 x 20	35.9	36.5	74.0	58.0	526-200C	0.28	526-200CC	0.31	10
2" x 3/4"	63 x 25	35.9	36.5	74.0	61.0	526-200D	0.28	526-200CD	0.32	10
2" x 1"	63 x 32	35.9	36.5	74.0	65.0	526-200E	0.29	526-200CE	0.33	10
2" x 1-1/4"	63 x 40	35.9	36.5	74.0	68.0	526-200F	0.30	526-200CF	0.34	10
2" x 1-1/2"	63 x 50	35.9	36.5	74.0	72.0	526-200G	0.31	526-200CG	0.35	10
2-1/2" x 1-1/2"	75 x 50	44.6	44.0	89.0	77.0	526-212G	0.54	526-212CG	0.59	10
2-1/2" x 2"	75 x 63	44.6	44.0	89.0	82.0	526-212H	0.55	526-212CH	0.62	10
3" x 1-1/2"	90 x 50	53.4	53.5	101	85.0	526-300G	0.71	526-300CG	0.79	5
3" x 2"	90 x 63	53.4	53.5	101	90.0	526-300H	0.73	526-300CH	0.82	5
3" x 2-1/2"	90 x 75	53.4	53.5	101	97.0	526-300I	0.77	526-300CI	0.86	5
4" x 2"	110 x 63	63.8	66.5	121	101	526-400H	1.32	526-400CH	1.48	5
4" x 2-1/2"	110 x 75	63.9	66.5	121	108	526-400I	1.32	526-400CI	1.48	5
4" x 3"	110 x 90	63.9	66.5	121	112	526-400J	1.38	526-400CJ	1.54	5
6" x 3"	160 x 90	95.0	96.0	173	143	526-600J	3.34	526-600CJ	3.73	4
6" x 4"	160 x 110	95.0	96.0	173	153	526-600L	3.32	526-600CL	3.71	4
8" x 3"	200/225 x 90	122	123.5	225	170	526-800J	7.70	526-800CJ	8.60	2
8" x 4"	200/225 x 110	122	123.5	225	180	526-800L	7.84	526-800CL	8.76	2
8" x 6"	200/225 x 160	122	123.5	225	201	526-800P	8.10	526-800CP	9.05	2
10" x 4"	250/280 x 110	150	153.5	290	211	526-1000L	13.98	526-1000CL	15.62	1
10" x 8"	200/225 x 250/280	150	153.5	290	261	526-1000S	14.12	526-1000CS	15.77	1
12" x 4"	315 x 110	175	181.5	330	240.5	526-1200L	21.85	526-1200CL	24.41	1
12" x 8"	315 x 200/225	175	181.5	330	286	526-1200S	21.55	526-1200CS	24.08	1
12" x 10"	315 x 250/280	175	181.5	330	331.2	526-1200T	21.36	526-1200CT	23.85	1
14" x 12"	355 x 315	198	197	427	360	526-1400U	21.40	526-1400CU	23.90	1
16" x 12"	400 x 315	238	226	492	418	526-1600U	49.0	526-1600CU	51.50	1
16" x 14"	400 x 355	238	226	492	492	526-1600V	50.1	526-1600CV	52.60	1

Combination Chart of Tee

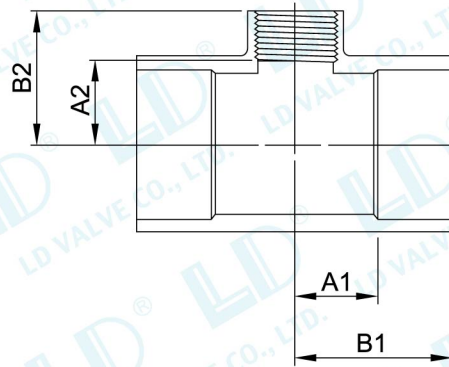
#: Tee without Bushing #B: Tee with one Bushing #BB: Tee with 2 pieces of Bushing

Tee Body Size	Tee Branch Size															
	1/2"	3/4"	1"	1-1/4"	1-1/2"	2"	2-1/2"	3"	4"	5"	6"	8"	10"	12"	14"	16"
1/2"	#															
3/4"	#	#														
1"	#	#	#													
1-1/4"	#	#	#	#												
1-1/2"	#	#	#	#	#											
2"	#	#	#	#	#	#										
2-1/2"	#B	#B	#B	#B	#	#	#									
3"	#B	#B	#B	#B	#	#	#	#								
4"	#B	#B	#B	#B	#B	#	#	#	#							
5"	#BB	#BB	#B	#B	#B	#B	#B	#B	#	#						
6"	#BB	#BB	#B	#B	#B	#B	#B	#B	#	#	#					
8"	#BB	#BB	#B	#B	#B	#B	#B	#	#	#B	#	#				
10"	#BB	#BB	#B	#B	#B	#B	#B	#B	#	#BB	#B	#	#			
12"	#BB	#BB	#B	#B	#B	#B	#B	#B	#	#BB	#B	#	#	#		
14"									#BB	#BB	#BB	#B	#B	#	#	#
16"									#BB	#BB	#BB	#B	#B	#	#	#

LD-527

Reducing Tee Te Reducido

Socket X Female Thread X Socket
Encolar X Rosca Hembra X Encolar



Unit / mm-kg

ASTM Inch	DIN d x d1(mm)	mm				Part Number	Weight (kg/pc)			Pcs/Ctn
		A1	A2	B1	B2		PVC	Part Number	CPVC	
3/4" x 1/2"	25 x 20	17.1	17.8	42.5	40.0	527-034C	0.07	527-034CC	0.08	30
1" x 1/2"	32 x 20	21.4	21.8	50.0	44.0	527-100C	0.10	527-100CC	0.11	30
1" x 3/4"	32 x 25	21.4	38.6	50.0	46.0	527-100D	0.11	527-100CD	0.12	30
1-1/4" x 1/2"	40 x 20	26.2	25.8	58.0	48.0	527-114C	0.16	527-114CC	0.18	20
1-1/4" x 3/4"	40 x 25	26.2	26.6	58.0	52.0	527-114D	0.17	527-114CD	0.19	20
1-1/4" x 1"	40 x 32	26.2	27.4	58.0	56.0	527-114E	0.18	527-114CE	0.20	15
1-1/2" x 1/2"	50 x 20	30.1	29.8	65.0	52.0	527-112C	0.21	527-112CC	0.23	10
1-1/2" x 3/4"	50 x 25	30.1	29.6	65.0	55.0	527-112D	0.21	527-112CD	0.24	10
1-1/2" x 1"	50 x 32	30.1	29.4	65.0	58.0	527-112E	0.23	527-112CE	0.25	10
1-1/2" x 1-1/4"	50 x 40	30.1	30.3	65.0	62.0	527-112F	0.24	527-112CF	0.27	10
2" x 1/2"	63 x 20	35.9	35.8	74.0	58.0	527-200C	0.29	527-200CC	0.32	10
2" x 3/4"	63 x 25	35.9	35.6	74.0	61.0	527-200D	0.29	527-200CD	0.33	10
2" x 1"	63 x 32	35.9	36.4	74.0	65.0	527-200E	0.31	527-200CE	0.35	10
2" x 1-1/4"	63 x 40	35.9	36.2	74.0	68.0	527-200F	0.33	527-200CF	0.37	10
2" x 1-1/2"	63 x 50	35.9	37.1	74.0	72.0	527-200G	0.35	527-200CG	0.39	10
2-1/2" x 1-1/2"	75 x 50	44.6	42.1	89.0	77.0	527-212G	0.57	527-212CG	0.64	10
2-1/2" x 2"	75 x 63	44.6	43.9	89.0	82.0	527-212H	0.61	527-212CH	0.68	10
3" x 1-1/2"	90 x 50	53.4	50.1	101	85.0	527-300G	0.75	527-300CG	0.84	5
3" x 2"	90 x 63	53.4	51.9	101	90.0	527-300H	0.79	527-300CH	0.88	5
3" x 2-1/2"	90 x 75	53.4	52.6	101	97.0	527-300I	0.87	527-300CI	0.97	5
4" x 2"	110 x 63	63.9	62.9	121	101	527-400H	1.38	527-400CH	1.55	5
4" x 2-1/2"	110 x 75	63.9	63.6	121	108	527-400I	1.43	527-400CI	1.59	5
4" x 3"	110 x 90	63.9	64.4	121	112	527-400J	1.52	527-400CJ	1.70	5
6" x 3"	160 x 90	95.0	95.4	173	143	527-600J	3.48	527-600CJ	3.89	4
6" x 4"	160 x 110	95.0	95.9	173	153	527-600L	3.57	527-600CL	3.99	4
8" x 3"	200 225 x 90	122	122	225	170	527-800J	7.85	527-800CJ	8.76	2
8" x 4"	200 225 x 110	122	123	225	180	527-800L	8.09	527-800CL	9.04	2
10" x 4"	250 280 x 110	150	154	290	211	527-1000L	14.11	527-1000CL	15.76	2
12" x 4"	315 x 110	175	183	330	211	527-1200L	21.48	527-1200CL	24.00	1